



- 开启角度: 95度
- 铰杯厚度: 9.5毫米
- 铰杯直径: 26毫米
- 面板(K)尺寸: 3毫米-5毫米
- 材质: 铁镀镍
- 门可选用板厚: 12毫米-18毫米
- Opening angle: 95°
- Depth of hinge cup: 9.5mm
- Diameter of hinge cup: 26mm
- Drilling distance on the door(K): 3-5mm
- Material: cold rolled steel, nickel plated
- Range of door thickness: 12-18mm

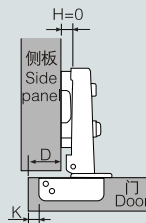
FD26系列内置阻尼自关铰链功能图 FD26 Installation dimensions

D: 盖位计算值表 Overlay
A: 间隙位计算值表 Gap



FD26A 全盖 Full overlay

K=5 D=17.5mm

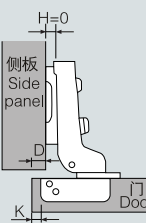


$\frac{H}{D} \backslash \frac{K}{D}$	3	4	5
1.5	15.5	16.5	17.5
3	14	15	16
4.5	12.5	13.5	14.5



FD26B 半盖 Half overlay

K=5 D=8.5mm

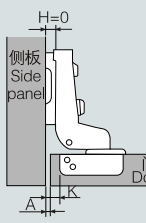


$\frac{H}{D} \backslash \frac{K}{D}$	3	4	5
1.5	6.5	7.5	8.5
3	5	6	7
4.5	3.5	4.5	5.5



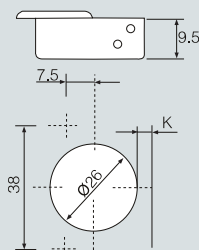
FD26C 内嵌 Insert

K=5 A=0.5mm



$\frac{H}{D} \backslash \frac{K}{D}$	3	4	5
1.5	-1.5	-0.5	0.5
3	-3	-2	-1
4.5	-4.5	-3.5	-2.5

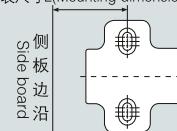
铰杯种类 Hinge cup types



可配底座 Plate

序号 No	名称 Item no.	H值 H Value	孔型/安装尺寸L Hole type/Mounting dimension	类型 type
1	FD1	H=1.5	两孔two holes/37mm	普通卡式Clip on
2	FD2	H=3	四孔four holes/37mm	普通卡式Clip on

安装尺寸L(Mounting dimension L)



安装尺寸L(Mounting dimension L)

