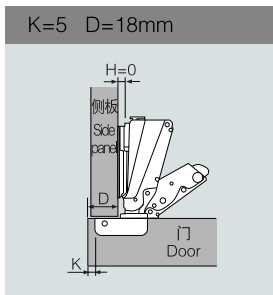


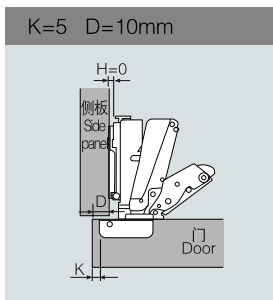


- 开启角度: 165度
- 铰杯厚度: 11.3毫米
- 铰杯直径: 35毫米
- 面板(K)尺寸: 3毫米-7毫米
- 材质: 铁镀镍、锌合金杯头
- 门可选用板厚: 14毫米-32毫米
- Opening angle: 165°
- Depth of hinge cup: 11.3mm
- Diameter of hinge cup: 35mm
- Drilling distance on the door(K): 3-7mm
- Material: cold rolled steel, nickel plated, zinc alloy cup
- Range of door thickness: 14-32mm

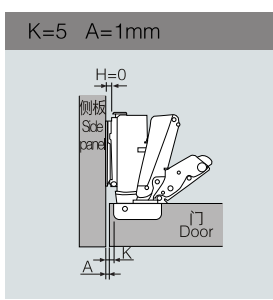
**FH165系列内置阻尼(卡式调动)自关铰链功能图 FH165 Installation dimensions**



H \ D	3	4	5	6	7
0	16	17	18	19	20
3	13	14	15	16	17
6	10	11	12	13	14

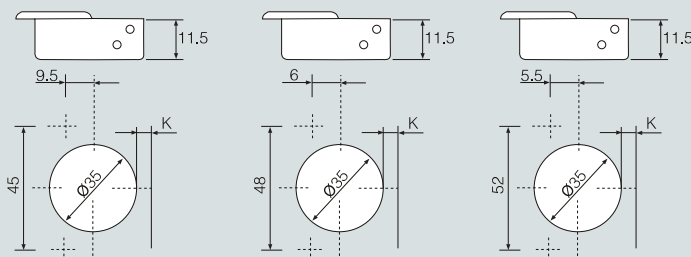


H \ D	3	4	5	6	7
0	8	9	10	11	12
3	5	6	7	8	9
6	2	3	4	5	6



H \ A	3	4	5	6	7
0	-3	-2	-1	0	1

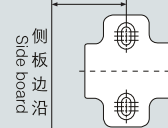
**铰杯种类 Hinge cup types**



**可配底座 Plate**

序号 No	名称 Item no.	H值 H Value	孔型/安装尺寸L Hole type/Mounting dimension	类型 type
1	FH1/FH2	H=3	两孔two holes/37mm	普通Normal
2	FH3/FH4	H=3	四孔four holes/37/24mm	普通Normal
3	FH4	H=0	四孔four holes/37mm	移动卡式Adjustable

安装尺寸L(Mounting dimension L)



安装尺寸L(Mounting dimension L)

